

MD200 AC Drive

Open loop, general purpose, compact drive

Features & Functions


- Open loop V/F & SVC
- Starting torque 150% at 3 Hz in SVC mode
- Modbus RTU or CANlink¹
- Automatic torque boost
- Slip compensation
- Easy startup with simplified parameters
- 2 Independent S-ramps
- Flexible programmable I/Os
- Variable DC injection braking
- Comprehensive diagnostics
- Output frequency: 500 Hz
- Built-in dynamic braking unit

NEW

Wide operating voltage
 Single-phase 200 to 240 Vac
 0.4 to 2.2 kW
 Three-phase 380 to 480 Vac
 0.4 to 3.7 kW



LISTED
E467465
IND.CONT.EQ



NEW

Internal EMC filter (Category C3)

Complies with EN61800-3
 Category C2
 2nd Environment
 (with external EMC filter)

NEW

PM motor control (special version)¹

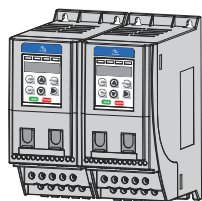
Operation in high ambient temperatures $\leq 50^{\circ}\text{C}$
 Please note: If operating above 40 °C, derating is required

Enhanced reliability and protection against humidity and dust pollution with class 2 conformal coating (resistant to 3C2 and 3S2 environments).

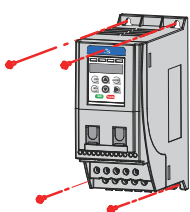
Onboard comms
 Modbus RTU (optional
 CANlink)²

NEW

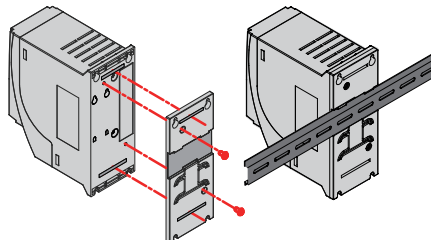
Flexible installation modes



Side-by-Side




Wall Mounted



DIN rail mounted



CANlink speed sync.



Notes:
¹ Consult with Inova Automation.
² CANlink is Inovance's proprietary serial comms.

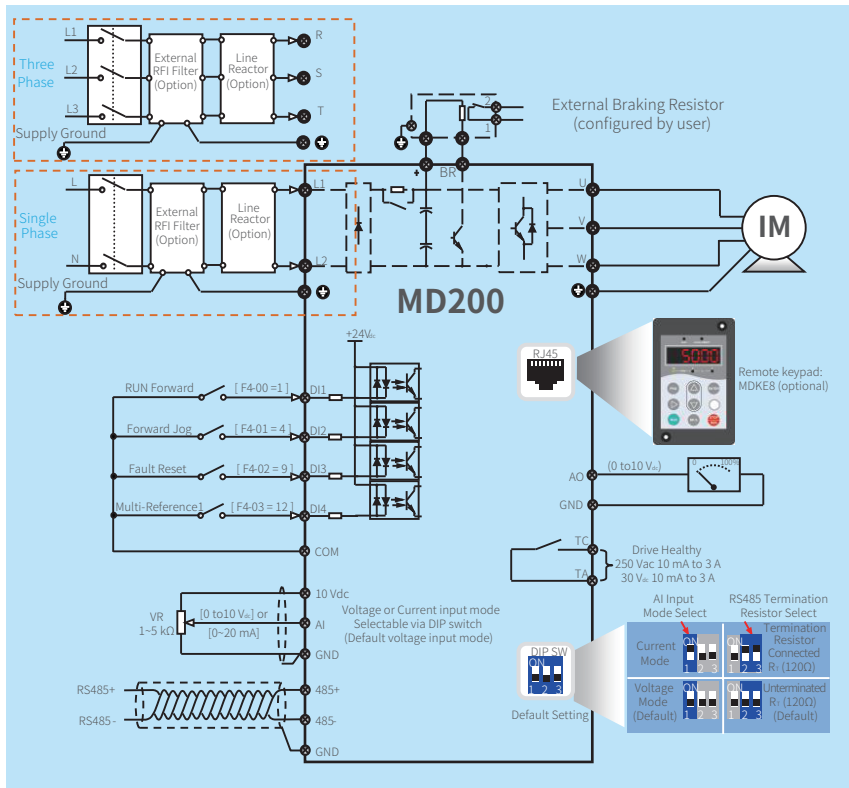
General Specifications

Voltage Class		Single-phase 220 Vac				Three-phase 400 Vac					
Drive Model: MD200xxxxB-INT		S0.4B	S0.75B	S1.5B	S2.2B	T0.4B	T0.75B	T1.5B	T2.2B	T3.7B	
Dimension	Height Width Depth	[H1]: 180 mm [W]: 75 mm [D]: 145 mm				[H1]: 180 mm [W]: 75 mm [D]: 145 mm					
Drive Input	Rated input voltage	Single-phase 200 to 240 Vac -15% to +10%				Three-phase 380 to 480 Vac -15% to +10%					
	Rated input current [A]	6.5	11.0	18.0	27.0	2.6	4.5	5.5	6.5	11	
	Power capacity [kVA]	1.7	3.0	4.8	7.1	1	1.5	3.0	4.0	5.9	
	Rated input frequency	50/60 Hz $\pm 5\%$ (47.5 to 63 Hz)									
Drive Output	Applicable motor	[kW]	0.4	0.75	1.5	2.2	0.4	0.75	1.5	2.2	3.7
		[HP]	0.5	1	2	3	0.5	1	2	3	5
	Output Current [A] ³	2.6	4.6	8	11	1.8	3.4	4.8	5.5	9.5	
	Overload Capacity	150% for 60 s & 180% for 3 s									
	Max. output voltage	200 to 240 Vac (proportional to input voltage)					380 to 480 Vac (proportional to input voltage)				
	Max. output frequency	500 Hz									
Braking Resistor	Recommended power [kW]	80	80	100	100	150	150	250	300	400	
	Recommended resistance [Ω]	≥ 200	≥ 150	≥ 100	≥ 70	≥ 300	≥ 300	≥ 220	≥ 200	≥ 130	
Enclosure ^{*4}		IP20									

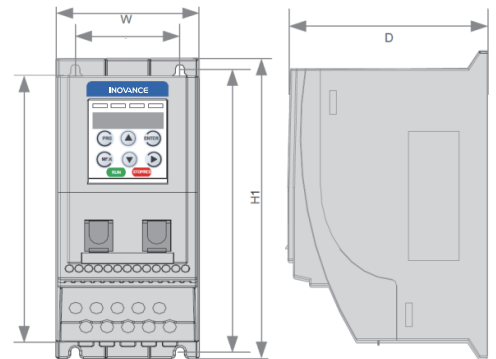
^{*3} Rated output current at a carrier frequency of 6 kHz.

^{*4} All units are fan cooled.

General Connection Diagram



Dimensions



Remote Keypad MDKE8 (optional)



- Model:** MDKE8 (LED type)
- Dimension:** 116 H x 76 W x 40 D (mm)
- Protection level:** IP20
- Matching cable model**
MDCAB 3.0 m (included)
- Potentiometer (single turn)